

# Results for: Learners

## 1) Status:

### Student

1 (11.1%)

### Employed

8 (88.9%)

### Unemployed

0 (0.0%)

## 2) Gender:

### Male

6 (75.0%)

### Female

2 (25.0%)

## 3) Age group:

### 18-30

6 (66.7%)

### 31-45

3 (33.3%)

### 46-60

0 (0.0%)

### 60+

0 (0.0%)

## 4) Have you ever experienced conflict in the classroom?

### YES

6 (75.0%)

### NO

2 (25.0%)

### 5) Was the conflict

---

**Between you and 1 other co-learner?**

1 (16.7%)

**Between you and more than 1 other co-learner?**

2 (33.3%)

**Among other co-learners – not including you?**

3 (50.0%)

---

### 6) What factor(s) contributed to this conflict?

---

**Racial**

0 (0.0%)

**Ethnic**

0 (0.0%)

**Social**

0 (0.0%)

**Religious**

0 (0.0%)

**Gender**

0 (0.0%)

**Age**

1 (7.1%)

**Language**

1 (7.1%)

**Personality**

3 (21.4%)

**Background/Occupation**

1 (7.1%)

**Cultural level**

4 (28.6%)

**Learning ability**

2 (14.3%)

**Degree of motivation**

2 (14.3%)

---

### 7) Was the conflict

**Between you and the trainer?**



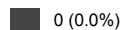
**Between 1 co-learner and the trainer?**



**Between more than 1 co-learner and the trainer - NOT including you?**

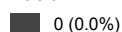


**Between more than 1 co-learner and the trainer - including you?**

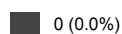


### 8) What factor(s) contributed to this conflict?

**Racial**



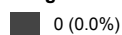
**Ethnic**



**Social**



**Religious**



**Gender**



**Age**



**Language**



**Personality**



**Background/Occupation**



**Cultural level**



**Learning ability**



**Degree of motivation**



9) Additional factors contributing to the conflict with the trainer:

**Attitude to authority**

0 (0.0%)

**Expectations concerning content**

2 (50.0%)

**Expectations concerning the teaching method**

2 (50.0%)

10) If you have experienced conflict, how was it resolved?

**Disciplinary measures (financial, suspension, expulsion etc.)**

1 (11.1%)

**Threats**

0 (0.0%)

**Discussion**

3 (33.3%)

**Changes in content**

2 (22.2%)

**Changes in approach**

2 (22.2%)

**Change of teacher**

1 (11.1%)

11) In what country are you or have you been a learner?

**Turkey**

0 (0.0%)

**Spain**

0 (0.0%)

**Poland**

9 (100.0%)

**Austria**

0 (0.0%)

12) Enter your question

**This is the first answer choice**

1 (100.0%)

**This is the second answer choice**

0 (0.0%)