

Results for: Learners

1) Status:

Student

5 (41.7%)

Employed

7 (58.3%)

Unemployed

0 (0.0%)

2) Gender:

Male

7 (50.0%)

Female

7 (50.0%)

3) Age group:

18-30

6 (42.9%)

31-45

4 (28.6%)

46-60

4 (28.6%)

60+

0 (0.0%)

4) Have you ever experienced conflict in the classroom?

YES

9 (69.2%)

NO


4 (30.8%)

5) Was the conflict

Between you and 1 other co-learner?

 1 (11.1%)

Between you and more than 1 other co-learner?


 0 (0.0%)

Among other co-learners – not including you?


 8 (88.9%)

6) What factor(s) contributed to this conflict?

Racial

 0 (0.0%)


Ethnic

 0 (0.0%)


Social

 1 (6.7%)

Religious

 0 (0.0%)


Gender

 0 (0.0%)

Age

 1 (6.7%)


Language

 0 (0.0%)


Personality

 6 (40.0%)

Background/Occupation

 0 (0.0%)

Cultural level

 0 (0.0%)

Learning ability

 1 (6.7%)

Degree of motivation

 6 (40.0%)

7) Was the conflict

Between you and the trainer?

1 (16.7%)

Between 1 co-learner and the trainer?

1 (16.7%)

Between more than 1 co-learner and the trainer - NOT including you?

4 (66.7%)

Between more than 1 co-learner and the trainer - including you?

0 (0.0%)

8) What factor(s) contributed to this conflict?

Racial

0 (0.0%)

Ethnic

0 (0.0%)

Social

0 (0.0%)

Religious

0 (0.0%)

Gender

0 (0.0%)

Age

3 (15.8%)

Language

0 (0.0%)

Personality

8 (42.1%)

Background/Occupation

0 (0.0%)

Cultural level

0 (0.0%)

Learning ability

4 (21.1%)

Degree of motivation

4 (21.1%)

9) Additional factors contributing to the conflict with the trainer:

Attitude to authority

2 (16.7%)

Expectations concerning content

4 (33.3%)

Expectations concerning the teaching method

6 (50.0%)

10) If you have experienced conflict, how was it resolved?

Disciplinary measures (financial, suspension, expulsion etc.)

2 (10.0%)

Threats

0 (0.0%)

Discussion

10 (50.0%)

Changes in content

2 (10.0%)

Changes in approach

5 (25.0%)

Change of teacher

1 (5.0%)

11) In what country are you or have you been a learner?

Turkey

0 (0.0%)

Spain

0 (0.0%)

Poland

0 (0.0%)

Austria

14 (100.0%)

12) Enter your question

This is the first answer choice

5 (83.3%)

This is the second answer choice

1 (16.7%)