

Results for: Learners

1) Status:

Student

 12 (57.1%)

Employed


 5 (23.8%)

Unemployed

 4 (19.0%)

2) Gender:

Male

 0 (0.0%)

Female

 21 (100.0%)

3) Age group:


18-30

 13 (61.9%)


31-45

 8 (38.1%)

46-60

 0 (0.0%)

60+

 0 (0.0%)

4) Have you ever experienced conflict in the classroom?

YES

 13 (61.9%)

NO

 8 (38.1%)

5) Was the conflict

Between you and 1 other co-learner?

1 (9.1%)

Between you and more than 1 other co-learner?

4 (36.4%)

Among other co-learners – not including you?

6 (54.5%)

6) What factor(s) contributed to this conflict?

Racial

3 (12.5%)

Ethnic

1 (4.2%)

Social

4 (16.7%)

Religious

0 (0.0%)

Gender

0 (0.0%)

Age

1 (4.2%)

Language

1 (4.2%)

Personality

9 (37.5%)

Background/Occupation

0 (0.0%)

Cultural level

3 (12.5%)

Learning ability

1 (4.2%)

Degree of motivation

1 (4.2%)

7) Was the conflict

Between you and the trainer?

2 (40.0%)

Between 1 co-learner and the trainer?

1 (20.0%)

Between more than 1 co-learner and the trainer - NOT including you?

1 (20.0%)

Between more than 1 co-learner and the trainer - including you?

1 (20.0%)

8) What factor(s) contributed to this conflict?

Racial

1 (8.3%)

Ethnic

1 (8.3%)

Social

1 (8.3%)

Religious

0 (0.0%)

Gender

1 (8.3%)

Age

1 (8.3%)

Language

0 (0.0%)

Personality

3 (25.0%)

Background/Occupation

0 (0.0%)

Cultural level

1 (8.3%)

Learning ability

2 (16.7%)

Degree of motivation

1 (8.3%)

9) Additional factors contributing to the conflict with the trainer:

Attitude to authority

4 (33.3%)

Expectations concerning content

5 (41.7%)

Expectations concerning the teaching method

3 (25.0%)

10) If you have experienced conflict, how was it resolved?

Disciplinary measures (financial, suspension, expulsion etc.)

3 (20.0%)

Threats

1 (6.7%)

Discussion

4 (26.7%)

Changes in content

2 (13.3%)

Changes in approach

4 (26.7%)

Change of teacher

1 (6.7%)

11) In what country are you or have you been a learner?

Turkey

0 (0.0%)

Spain

21 (100.0%)

Poland

0 (0.0%)

Austria

0 (0.0%)

12) Enter your question

This is the first answer choice

4 (100.0%)

This is the second answer choice

0 (0.0%)